


DEKORA

FACADE CONNECTOR



The **DEKORA** Facade Connector ensures simple, fast, and secure installation of closed cladding made of wood or wood-like materials.

The concealed tongue and groove fixing protects the exterior surface from the effects of the weather and ensures optimum structural protection.

The chamfered locating guide facilitates installation and ensures smooth insertion and positioning of the cladding profile into the connector.

The connector compensates natural swelling movements of the cladding without any restrictions - swelling movements are absorbed by the integrated relief zones.

The cladding profiles are securely affixed to the substructure via the cladding connector using the provided system screw.

OVERVIEW	
Material:	Aluminium-zinc coated sheet metal Aluminium-zinc coated sheet metal with additional C4 zinc flake coating black System screw ELITA hardened stainless steel
Fire rating:	Assured by metal connectors
Fastening type:	Concealed sliding point fastening
Façade profile:	Specific DEKORA profile

DEKORA		
Description	PU	Prod. No.
Alu Zinc	100 PCS	015005000
Alu Zinc C4 black	100 PCS	015105000

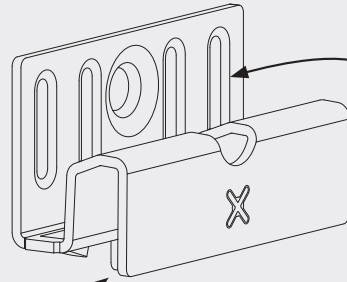
SET-PACK
Each package contains the ELITA1 4.5 x 34mm system screws required for installation and assembly instructions



BRANDING
Custom branding upon request

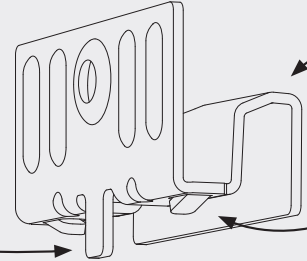


Positioning guides ensure smooth installation and alignment of the cladding profiles



Deformation forces on the substructure are counteracted by stabilising zones.

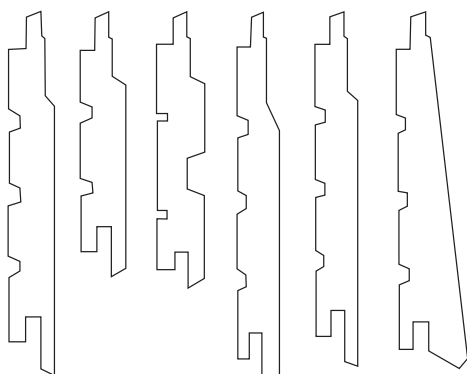

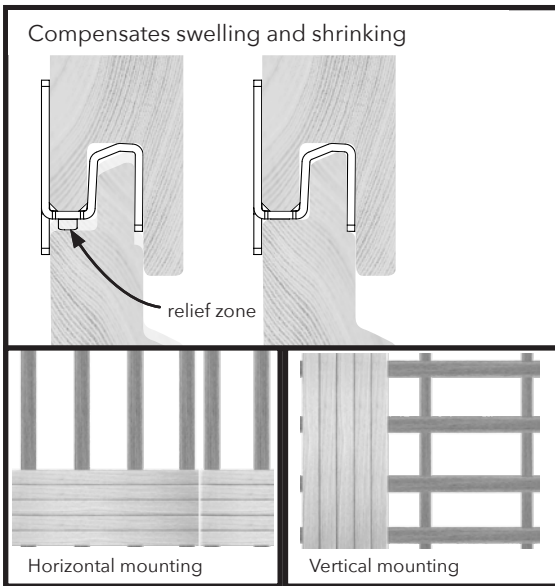
Long guiding zones secure the cladding profile and compensate shrinking movements



Chamfered locating guide for easy profile positioning

Guide tabs for quick and easy installation

Integrated relief zones compensate swelling movements



Maximum design flexibility.

DEKORA cladding profiles can be produced in a wide range of dimensions, wood species and surface finishes.

Local building regulations must be followed.

DOWNLOADS

