

KONEKTO N

DECKING CONNECTOR



The concealed decking connector **KONEKTO N** ensures a very easy, fast, and secure installation of modified, dimensionally stable wood species and composite decking boards with a side groove.

The decking board is clamped to the base plate by four flexible groove arms positioned in the side groove.

The flexible and permanently sprung groove arms automatically compensate for production-related irregularities in the decking board or its groove position.

As the screw head is housed in the base plate, it does not restrict the natural swelling and shrinking movements between the joints.

Two joint spacers ensure a consistent gap between the boards and can accommodate swelling and shrinking movements of up to 4 mm per board.

Swelling and shrinking movements are not transferred to the adjacent board - each board works independently, without a chain reaction across the entire decking area.

The substructure can be made of wood, wood-like materials, or aluminum.

OVERVIEW

Dimensions:	Length 74 mm Width 66 mm Height 10 mm joint spacing 6,3 mm
Material:	POM polyoxymethylene black UV and weather resistant UNIA System screw: hardened stainless steel or A4 Stainless steel
Fastening type:	Concealed Sliding point fixation
Decking profile:	Dimensionally stable and modified wood species with side grooved profiled decking boards

KONEKTO N with UNIA1	
PU	Prod. No.
80 PCS	034511000
240 PCS	034513000

KONEKTO N with UNIA4	
PU	Prod. No.
80 PCS	034511001
240 PCS	034513001



SET-PACK

Each packaging contains the screws required for installation, UNIA system screws 4.8 x 34 mm and assembly instructions

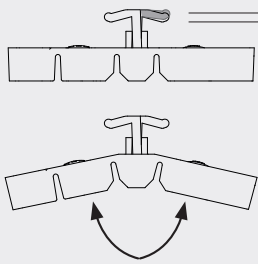


BRANDING

Custom branding upon request

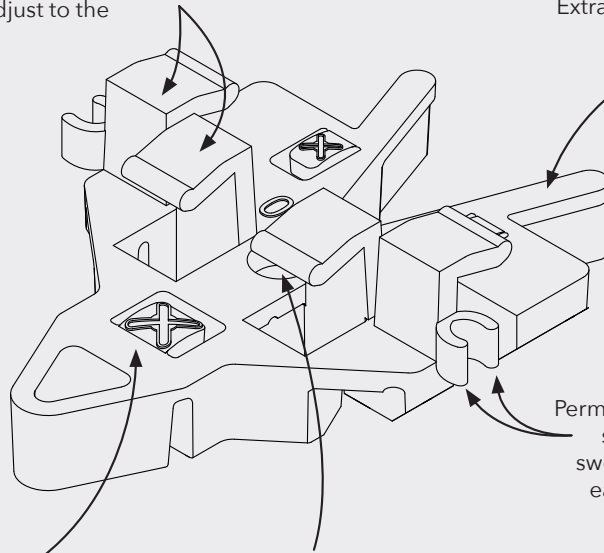


System screw UNIA4 stainless steel A4 for terraces near coastal regions and around pools



Pop out mechanism facilitate easy board replacement

Permanent flexible engagement arms automatically adjust to the groove position

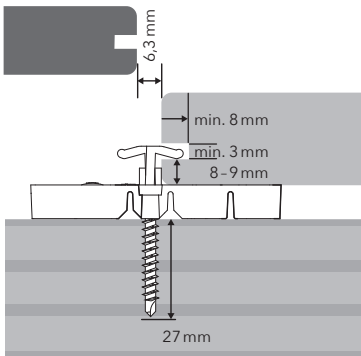


Extra-large base plate for maximum support of the boards with perfect rear ventilation

Permanently flexible joint spacers compensate swelling movements of each individual board

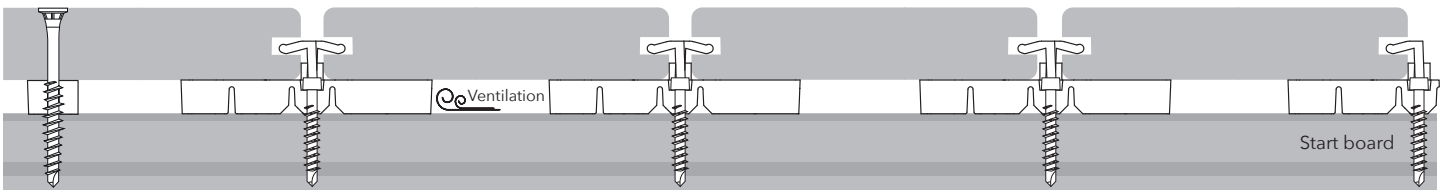
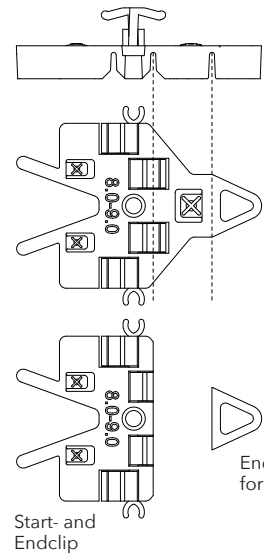
Guided screw opening in the base plate

Integrated tension sprung points prevent the boards from sliding out sideways



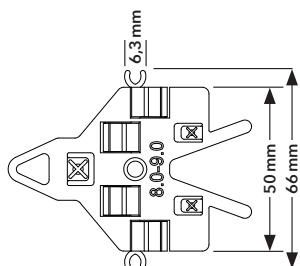
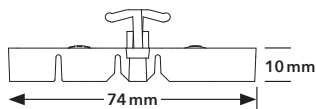
Groove-Profile

Due to an off-center groove position, the decking board is extremely stable on the upper side (usable surface) - the correct laying side is already pre-sorted in the production process.



Partially visible screw connection for end boards without lateral side groove

The decking connector can be modified for the start and end boards. There is no need for a separate connector.



DOWNLOADS

Installation	Board exchange	Data sheet	Tips & Tricks	Video